


RX-64 / RX-28 / RX-10 Smart Bracket

Quick Reference Guide




- **OF-64H Bracket Set** – This bracket set is great when a pivot or joint is needed. There are 2 ball bearings, all aluminum servo horn assemblies for very smooth movement.
- **OF-64S2 Bracket** - Great for securing the RX-64 servo to a solid object or to another RX-64 actuator.
- **Feature Set** - All bracket sets feature .080", heavy duty aluminum with threaded adaptor holes (no nuts required when connecting bracket to bracket).



RX-64 Side View




RX-64 Back View



- **OF-64B** – This bracket is great for attaching other RX-64 servos as well as attaching the RX-64 to a stationary object.

Note: All RX-28 brackets are also made for the RX-10 servo as well.



- **OF- RX28S** – Can be mounted on the upper or lower side of the RX-28. An excellent bracket for mounting the RX-28 to another RX-28 or another anchor point.
- **OF-RX28H Set** - This bracket set is great when a pivot or joint is needed. There are 2 ball bearings, all aluminum servo horn assemblies for very smooth movement.

OF-RX28B



RX28 Back View

- **OF-RX28B** – This bracket is great for attaching other RX-28 servos as well as attaching the RX-28 to a stationary object.