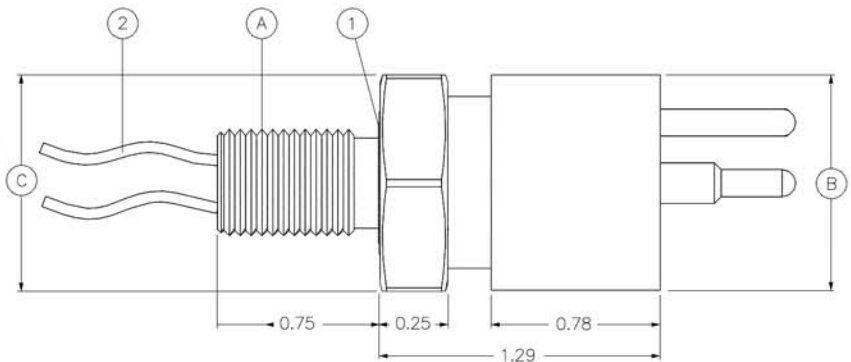



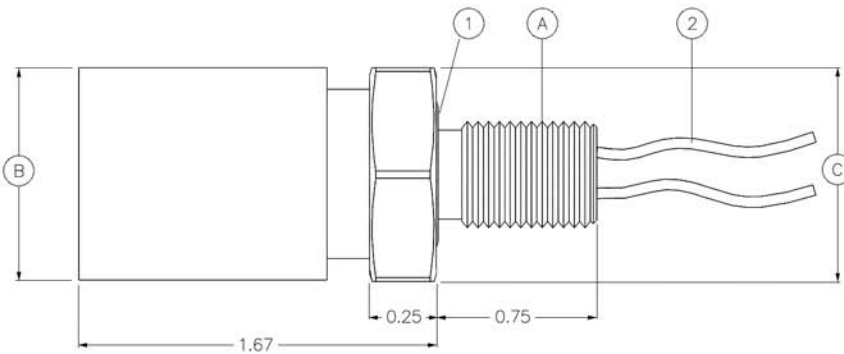
ALL-WET SERIES AW-P-BC

ALL-WET Round Bulkhead Connector
Mates with AW-FS
Dummy Connector: AW-FSD



ALL-WET SERIES AW-S-BC

ALL-WET Round Bulkhead Connector
Mates with AW-MP
Dummy Connector: AW-MPD



CONNECTOR	A - THREAD	B - Ø (INCHES)	C - HEX FLATS (INCHES)	1 - O-RING	2 - HOOK-UP WIRE	BULKHEAD MOUNTING TORQUE (INCH POUNDS)
AWL-P/S-BC	1/2-20 UNF-2A	1.00	1.00	2-114	18 AWG	50
AWM-P/S-BC	3/4-16 UNF-2A	1.25	1.25	2-118	18 AWG	85
AWO-P/S-BC	1-14 UNS-2A	1.60	1.62	2-122	18 AWG	125

GRE SPECIAL ORDER SIZES

CONNECTOR	A - THREAD	B - Ø (INCHES)	C - HEX FLATS (INCHES)	1 - O-RING	2 - HOOK-UP WIRE	BULKHEAD MOUNTING TORQUE (INCH POUNDS)
AWL-P/S-BC	1/2-20 UNF	1.00	1.00	2-114	18 AWG	15
AWL-P/S-BC	3/4-16 UNS*	1.00	1.25	2-118	18 AWG	50
AWM-P/S-BC	3/4-16 UNF	1.25	1.25	2-118	18 AWG	50
AWM-P/S-BC	1-14 UNS*	1.25	1.50	2-122	18 AWG	85
AWO-P/S-BC	1-14 UNS	1.60	1.62	2-122	18 AWG	85

NOTES:

- * Optional, more robust design.
- Bulkhead Locking Sleeve: Optional; Factory installation only for AWL/M/O-BC (see page 10).
- Nut and washer: Optional.
- Dummy Connector: Optional.
- Dummy Shorting Plug Connector: Optional.
- Connectors must be lubricated prior to mating.
- Torque values referenced in this literature assume installation into dry metal threads. For other applications, please contact SEA CON® for recommendations.
- Connectors are designed for installation on one atmosphere vessels. Contact SEA CON® for recommendations if using compensated vessels.